

KUNDALINI PIANO PLATFORM

A Unique, Programmable, Ambidexterity-Promoting Platform for Piano Education





BenjaminAndOlya Pritchard

Founding Partners @ Kundalini Software; a techno...
4d • 🌐

We are honored to be part of the [#startup](#) community here in Northeastern Ohio. Our novel Kundalini Piano Platform is a unique synesthesia-based learning system that unleashes creativity, teaches programming & true ambidexterity, and promotes full-brain development right from the beginning of a student's journey into music. So it should go without saying that we are very excited (!) to share our offering with an entire generation of music students.

[#KundaliniSoftware](#)

👍 Like

📊 84 views of your post in the feed

MEET THE KUNDALINI DREAM TEAM



BENJAMIN PRITCHARD

Founder, Kundalini Software



DR. MICHAEL SHARP

Architect, The Lightning Path



OLGA PRITCHARD

Chief Translation Officer



KIKO ELLSWORTH

Media



C ANTHONY HARRIS

Promotion



ASIF SERAJE

IOS Development Lead



MORGAN ZELMER

Art Form Yoga



SVEN HOMAN

E-Commerce Advisor

ENTIRE PIANO KEYBOARD IS REVERSED




WORKS WITH ANY DIGITAL PIANO





ENHANCES NON-DOMINANT HEMISPHERE FUNCTION



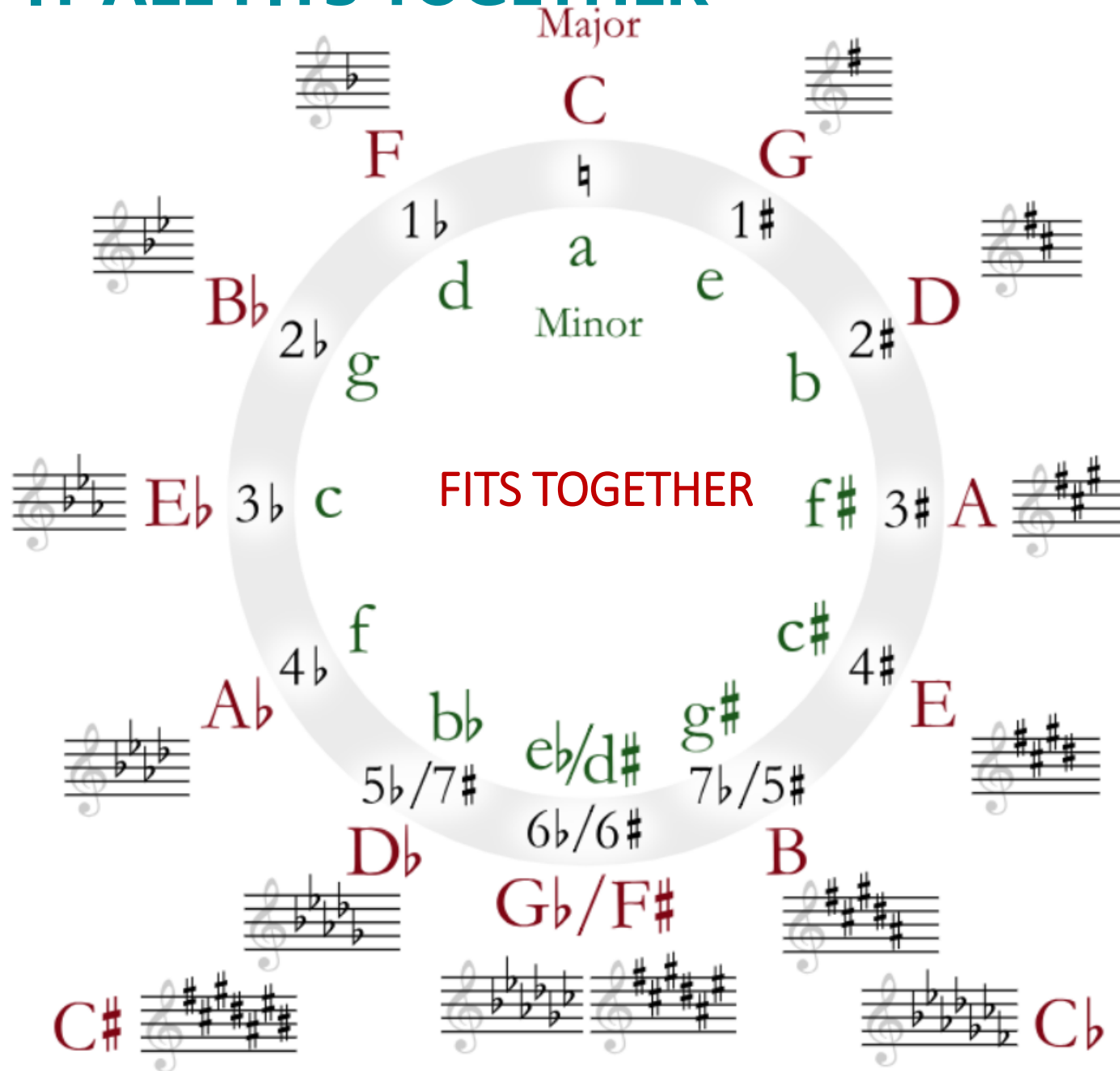
BE CREATIVE!

SEE FOREST **AND** TREES!


EXPERIENCE **THE NOW!**

EXPERIENCE WHOLE-BRAIN
STATES!

SEE HOW IT ALL FITS TOGETHER



OUR COMPILER CREATES MIRROR IMAGE SCORES



Mozart Transposition Engine

Introduction



Mr. Mozart

The **Mozart Transposition Engine** is a custom-developed software toolchain for creating transposed, *mirror image* scores for use with the **Kundalini Piano Mirroring Platform**.


Toolchain

The toolchain consists of two primary parts:

- **Mozart-Compile**: Python script which is responsible for parsing text files in *GNU LilyPond* format, and creating transposed, mirror image versions of them.
- **Mozart-Make**: a 'make-style' driver program responsible for invoking **Mozart-Compile** and organizing the resultant output

OUR COMPILER WORKS WITH GNU LILYPOND

```
1. \version "2.18.2"
2.
3. global = {
4.   \time 2/4
5.   \language english
6. }
7.
8. right = \relative c' {
9.   \key d \major
10.  \global
11.  <a' d fs a>8
12.  <a fs' a>8
13.
14.  <a fs' a>8
15.  (<a d fs>8)
16.
17.  <a cs e g>8
18.  <a e' g>8
19.  <a e' g>8
20.  (<a cs e>8)
21.  <a d fs>8
22.  <fs a d>8
23.  <g a e'>8
24.  <e a cs>8
25.  <fs a d>8
26.  <a fs'>8
27.  <fs d'>8
28.  r8
29.
30. }
```



LilyPond

... music notation for everyone

WHICH MEANS WE CAN USE MOZART COMPILE TO CREATE 1000'S OF MIRROR IMAGE SCORES



Free Sheet Music for Everyone

2124 pieces of music – free to download, modify, print, copy, distribute, perform, and record – all in the Public Domain or under Creative Commons licenses, in PDF, MIDI, and editable [LilyPond](#) file formats. [More ►](#)

WE HELP THE PERFORMER PLAY IN ALL KEYS

Invention #13 ▾ Mirror Image ▾ Transpose Up Transpose Down View Autograph

Invention 13, BWV 784

Johann Sebastian Bach

Mirror Image
Transposition: Up 7 half steps
Split: 56

The image displays a musical score for Johann Sebastian Bach's Invention 13, BWV 784, in its 'Mirror Image' transposition. The score is presented in a four-system format, with each system containing a grand staff (treble and bass clefs). The key signature is one sharp (F#), and the time signature is common time (C). The notation includes various musical symbols such as notes, rests, and accidentals. The first system begins with a treble clef and a key signature of one sharp. The bass clef part starts with a key signature of two sharps (F# and C#). The second system begins with a treble clef and a key signature of one sharp. The bass clef part starts with a key signature of two sharps. The third system begins with a treble clef and a key signature of one sharp. The bass clef part starts with a key signature of two sharps. The fourth system begins with a treble clef and a key signature of one sharp. The bass clef part starts with a key signature of two sharps. The score is labeled 'Mirror Image' and 'Transposition: Up 7 half steps'.

THE PERFORMER CAN SCRIPT THE PIANO!

```
1.  --[[
2.
3.  This script is designed to illustrate a 7 octave decrescendo, as is found in the code of
4.  the Schubert F Minor Impromptu.
5.
6.  The idea is to execute a smooth decrescendo across the range. However, just for a better
7.  musical effect, the rate of the decrescendo is increased several times during the run.
8.
9.  ]]
10.
11. --[[
12.  function process_midi() is called by the Kundalini Piano Mirror any time a MIDI event is
13.  received.
14.  So in here, we can do anything we want to status, data1, and data2... and then just return them
15.  before the PianoMirror writes out the data
16.  data1 is the MIDI note number
17.  data2 is the volume (where 0 means key-up)
18.  ]]
19. function process_midi(status, data1, data2)
20.
21.  -- if this is a keyup, then don't do anything, just return
22.  -- whatever was sent in
23.  if (data2 == 0) then
24.      return status, data1, data2;
25.  end
26.
27.  -- start the decrescendo when we the high F; we start by decreasing the volume by 1 unit for each note...
28.  if (data1 == 101) then
29.      print('point 1...');
30.      volume = 90          -- set initial volume to 90 (= Loud)
31.      increment = 1
32.  end
33.
34.  --when we get to f two octaves below, start decreasing volume by 2 units each note...
35.  if (data1 == 77) then
36.      print('point 2...');
37.      increment = 2
38.  end
39.
```


WE GOT OUR START THROUGH NSF ICORP



**WE WENT ON STARTUP BUS TO AND GOT
EXPERIENCE PITCHING!!**



NOW WE HAVE A SMALL GRANT FROM NO STARCH PRESS

Dear Benjamin Pritchard,

On behalf of the Board of Directors of the No Starch Press Foundation, it is our pleasure to inform you that a grant to Kundalini Plano Mirror in the amount of \$2,000 has been approved for the specific project and use as described in your proposal.

Kindly review and execute the attached agreement.

We wish you happy holidays and a wonderful New Year and look forward to being in touch with you soon!

Sincerely,
The No Starch Press Foundation



no starch press
the finest in geek entertainment

**WHICH IS HELPING US SCALE UP TO A
SOFTWARE AS A SERVICE (SAAS) APPROACH**

USING WEBMIDI





MANY, MANY MORE FEATURES:

I devoted my life to classical piano. The Kundalini Piano Platform is the system I wish I had as a kid.

My passion is to bring this system to all music students.

- Teaches True Ambidexterity
- Teaches computer programming
- Utilizes Synesthesia
 - Uses Color-Coded Lights to Indicate Harmony
 - Teaches natural rhythm using entrainment via flashing lights
- Lets you play (Jam!) along to any song on YouTube!
 - Ties in with Chordify.NET using TamperMonkey Script or Browser Extension
- Synesthesia-based approach helps you sing in harmony, naturally!
- Full-Brain approach to music helps unleash the overall GESTALT of intellectual **AND** non--intellectual musical creativity
- Uses Smile Detection to help keep the user focused and PRESENT
- Additionally, smile detection helps the performer think of HERSELF as the instrument

OUR STARTUP KUNDALINI SOFTWARE HAS MUCH TO OFFER.

PLEASE SUPPORT AND/OR PARTNER WITH US

Become an early adopter



While our offerings are diverse, please keep in mind that the core technology offered by Kundalini Software is entirely novel, and is unlike anything else known on this planet. Ultimately, it is a technology of consciousness, allowing each individual the the ultimate “out of the box”, schema-less creative experience. (However, use of **creation templates** is obviously encouraged to facilitate co-creating with your friends!!)

In scientific terms, we have a novel mechanism to suppress the **default mode network in the brain** (similar to the way that psychedelic drugs work) except in a safe, non-overwhelming way... and on a full-time basis!

Our technology — which is being released a little bit at a time — allows each person to safely experience (“Big R”) **Reality**, and to experience what in yoga is called the “Maha Shakti”, the greatest of all creative energies: *self-writing software running without any hardware at all!*

Just remember: **sufficiently advanced technology is indistinguishable from magic!** So when we say that Kundalini Software is “*putting the magic back into software*”, we are not kidding. **Self Actualization** is a thing, and we are here to bring the **Lightning Path to Higher Consciousness** to everybody!

So my advice is to please take a look around, keep an open mind, and **consider adding Kundalini Software to your technology stack.**

**THE KUNDALINI PIANO PLATFORM IS DEDICATED TO MY TEACHER, MENTOR, AND FRIEND,
NICHOLAS CONSTANTINIDIS
WHO ENDEAVOURED TO TEACH ME SELF ACTUALIZATION AND AMBIDEXTERITY.**



1936-2016